



PRODUCT DATA

Post Torx Button Head Barrel Nut

Used to replace a nut in timber and steel connections. The pin in the torx drive is designed to give a level of security to fixings in public areas.

Applications	Trades
<ul style="list-style-type: none"> Timber connections Playground equipment Furniture Replacement of nut in masonry fixing 	<ul style="list-style-type: none"> Carpenters Joinery Electrical

Material	304 Stainless
-----------------	---------------

Finish	304 Stainless
---------------	---------------

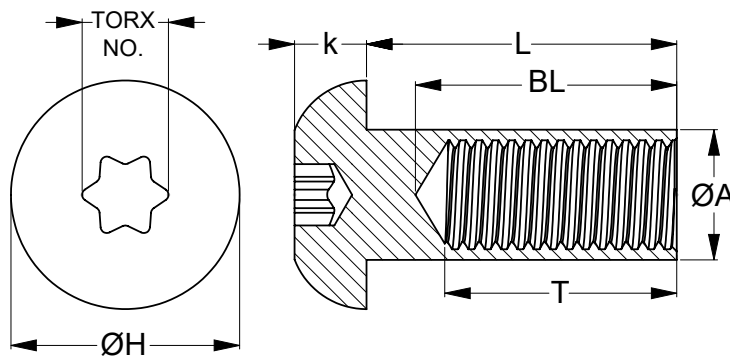
Features

- Internally threaded
- Used as decorative nut
- To bridge/tighten gaps between two parts
- Tamper proof



Post Torx

Part	Size	Drive Torx No.	Length	Head Diameter	Head Height	Barrel Diameter	Maximum Barrel	Thread Length
			L (mm)	ØH (mm)	k (mm)	øA (mm)	BL Max (mm)	T (mm)
INB04BTM050010	M5	T25	10	11.07 - 11.50	3.50 - 3.80	6.30 - 6.45	9	5.00 - 6.00
INB04BTM060012	M6	T30	12	13.57 - 14.00	4.10 - 4.40	7.80 - 7.95	11	7.00 - 8.00
INB04BTM060025	M6	T30	25	13.57 - 14.00	4.10 - 4.40	7.80 - 7.95	23	18.00 - 19.00
INB04BTM080016	M8	T40	16	17.07 - 17.50	5.20 - 5.50	9.70 - 9.95	15	9.50 - 11.00
INB04BTM080030	M8	T40	30	17.07 - 17.50	5.20 - 5.50	9.70 - 9.95	28	21.50 - 23.00
INB04BTM100020	M10	T45	20	20.48 - 21.00	6.24 - 6.60	11.70 - 11.95	18	12.50 - 14.00
INB04BTM100028	M10	T45	28	20.48 - 21.00	6.24 - 6.60	11.70 - 11.95	26	19.50 - 21.00



You can download this Test Certificate and/or Report from our website:
hobson.com.au

Disclaimer: While every reasonable effort has been made to ensure that this document is correct at the time of printing, Hobson Engineering®, its agencies and employees, disclaim any and all liability to any person in respect of anything or the consequences of anything done or omitted to be done in reliance upon the whole or any part of this document.

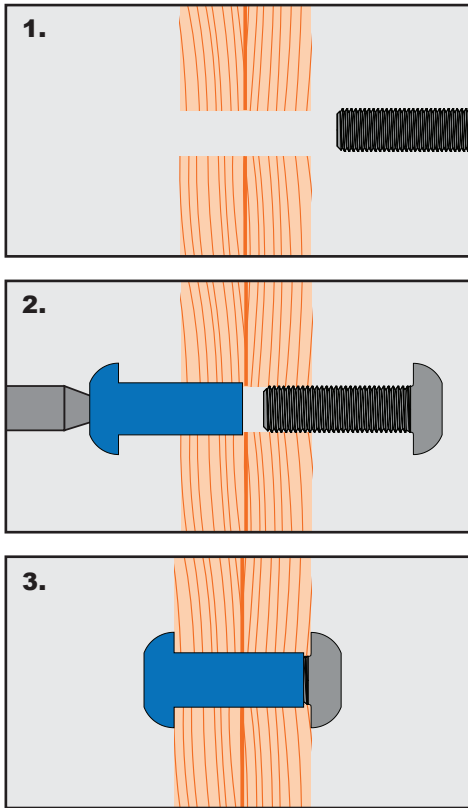
Bolt Tension | Anti-Vibration | Product Reliability | Traceability



PRODUCT DATA

Post Torx Button Head Barrel Nut


Installation



Installation Guide

1. Install the bolt/screw through the hole.
2. Install the barrel nut onto the fastener.
3. Tighten the barrel nut.

Matching Hobson pan head post torx button screws:
IMS04BTM



Disclaimer: While every reasonable effort has been made to ensure that this document is correct at the time of printing, Hobson Engineering®, its agencies and employees, disclaim any and all liability to any person in respect of anything or the consequences of anything done or omitted to be done in reliance upon the whole or any part of this document.

Bolt Tension | Anti-Vibration | Product Reliability | Traceability

hobson.com.au **QUALITY FASTENERS SINCE 1935**